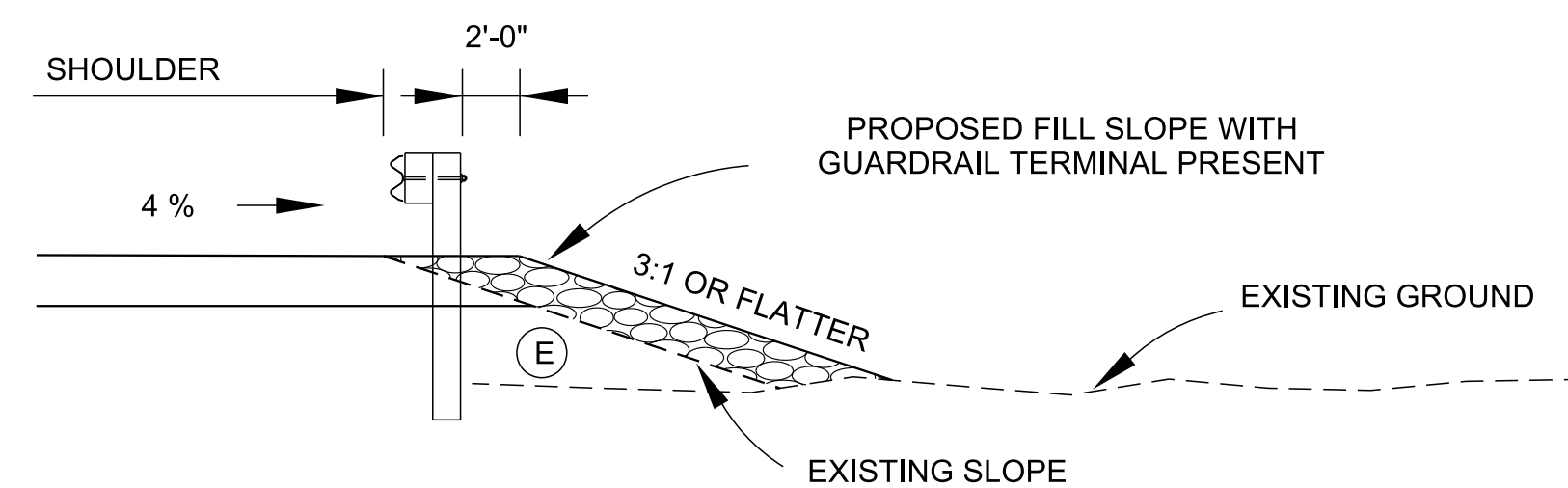
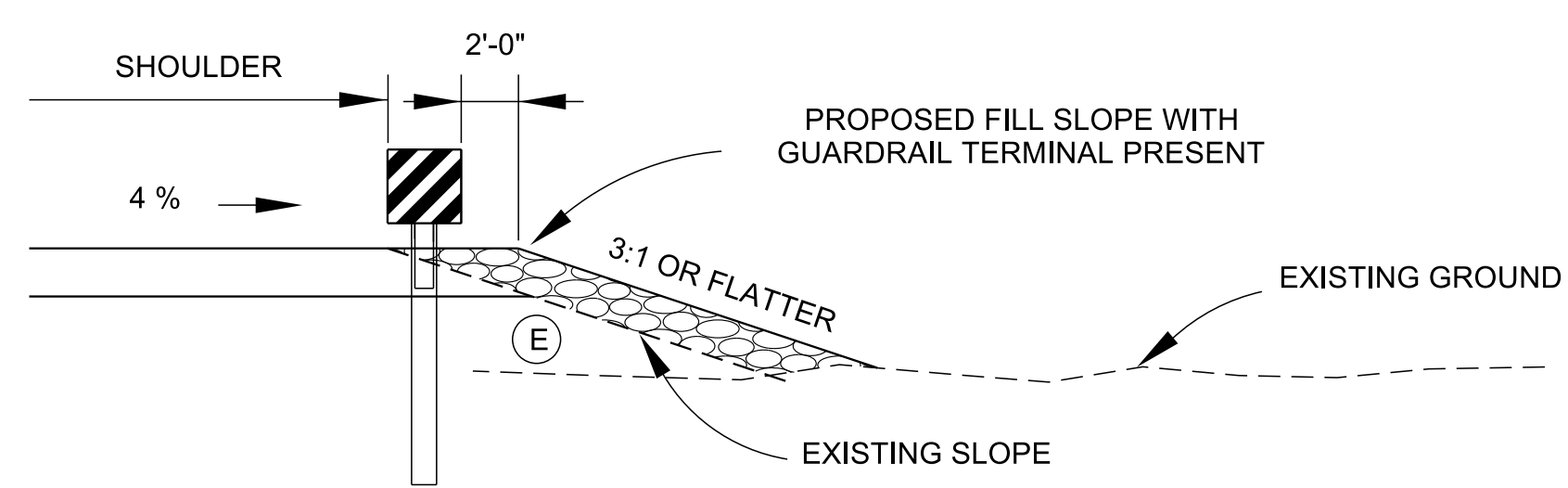


PLAN VIEW OF PROPOSED CONSTRUCTION OF EARTH PAD FOR TYPE 38 AND TYPE 21 GUARDRAIL TERMINALS

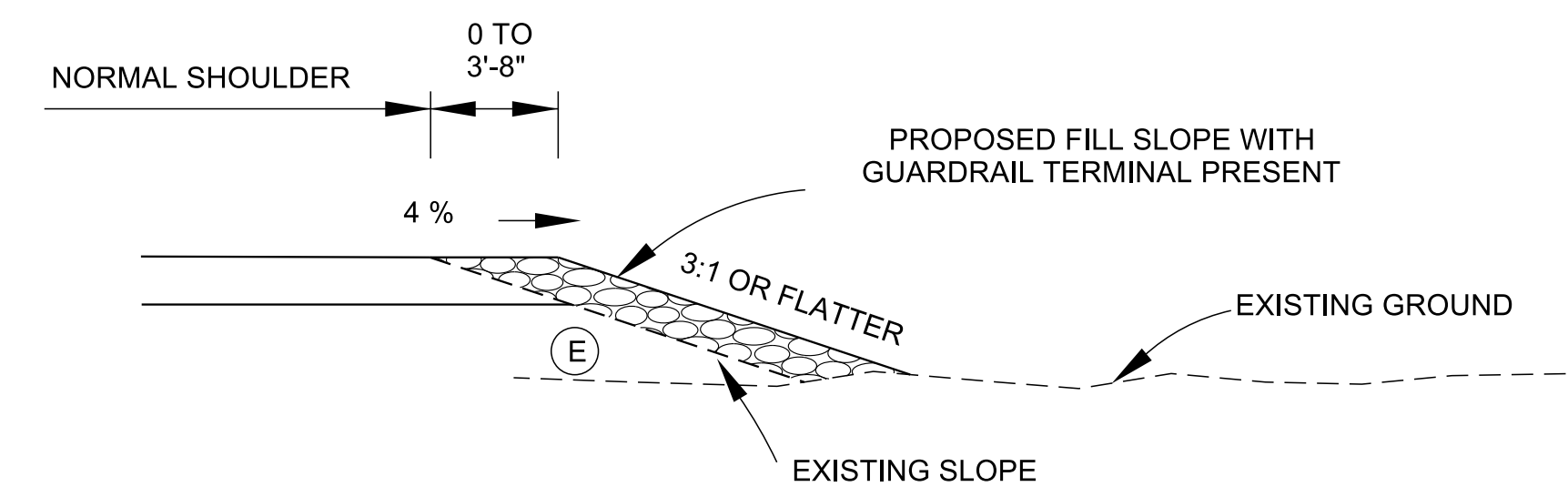
ALL OFFSET DISTANCES TAKEN FROM OUTSIDE EDGE OF SHOULDER



SECTION A-A



SECTION B-B



SECTION C-C

NOTE TO DESIGNER

THIS STANDARD DRAWING IS AN ALTERNATE TO THE PREFERRED STANDARD DRAWING S-GRT-2P TO BE USED ON MAINTENANCE, RESURFACING AND BRIDGE REPAIR PROJECTS.

GENERAL NOTES

- (A) THIS STANDARD DRAWING MAY BE USED WHEN RIGHT-OF-WAY OR OTHER LIMITATIONS PROHIBIT THE USE OF S-GRT-2P.
- (B) EARTH PAD FOR TYPE 38 TERMINAL IS SHOWN. TYPE 21 TERMINAL HAS 3 LESS SPANS THAN TYPE 38 TERMINAL. SEE S-GRT-2 FOR TYPE 38 TERMINAL DETAILS. SEE S-GRT-3 FOR TYPE 21 TERMINAL DETAILS.
- (C) THE FORESLOPE MUST BE A 3:1 OR FLATTER. WHEN THE SLOPE IS STEEPER THAN 3:1 OR DRAINAGE DITCHES EXIST THAT DO NOT ALLOW THE USE OF THIS PAD DETAIL, THE GUARDRAIL MAY BE EXTENDED BEYOND THE MINIMUM LENGTH OF NEED AS SHOWN ON S-PL-1.
- (D) REFER TO S-PL-1 FOR LENGTH OF NEED REQUIREMENTS AND CLEAR AREAS AT GUARDRAIL TERMINALS.
- (E) EARTH PAD SHALL BE CONSTRUCTED OF AGGREGATE MEETING THE REQUIREMENTS OF STANDARD SPECIFICATION 903.05. THE AGGREGATE SHALL BE PLACED IN LAYERS AND COMPACTED.
- (F) PAYMENT:  
705-04.09 EARTH PAD FOR TYPE 38 GR END TREATMENT PER EACH  
705-04.10 EARTH PAD FOR GUARD RAIL END TREATMENT PER EACH (FOR TYPE 21)

MINOR REVISION -- FHWA APPROVAL NOT REQUIRED.

STATE OF TENNESSEE  
DEPARTMENT OF  
TRANSPORTATION

EARTH PAD  
FOR TYPE 38 AND  
TYPE 21  
TERMINALS  
(RETROFIT)

7-11-13

S-GRT-2R